

# SWIVELLING AUTOMATIC HOSE REELS IN PAINTED STEEL FOR DIESEL 10 bar



Equipped with:

- Black antistatic rubber hoses
- Galvanized steel connections
- Galvanized steel - anodized aluminum 90° swivelling joint
- Viton® seals

Article	Capacity	L. hose	Ø hose	Inlet-Outlet	S-460
071-1308-500	80 l/min	without hose	-	F1"-M3/4" BSP	
071-1308-508	80 l/min	8 m	3/4"- 19x27	F1"-M1" BSP	






Article	Capacity	L. hose	Ø hose	Inlet-Outlet	S-550
071-1408-600	95 l/min	without hose	-	F1"-M1" BSP	
071-1408-510	90 l/min	10 m	3/4"- 19x27	F1"-M1" BSP	
071-1408-515	85 l/min	15m	3/4"- 19x27	F1"-M1" BSP	
071-1408-610	95 l/min	10m	1" - 25x35	F1"-M1" BSP	



Article	Capacity	L. hose	Ø hose	Inlet-Outlet	S-555
071-1508-600	95 l/min	without hose	-	F1"-M1" BSP	
071-1508-520	83 l/min	20 m	3/4"- 19x27	F1"-M1" BSP	
071-1508-615	90 l/min	15 m	1"- 25x35	F1"-M1" BSP	



## OVERALL DIMENSIONS SWIVELLING VERSION

Mod.	A	B	C	D	E	F	G	H				
S-460	150	120	168	196	95	490	460	575	17,50	<24,00	0,094	1
S-550	200	150	225	270	120	572	550	680	23,00	<45,00	0,130	1
S-555	250	200	225	270	170	572	550	680	27,00	<54,00	0,150	1

