



SWIVELLING AUTOMATIC HOSE REELS IN AISI 304 STAINLESS STEEL FOR AIR-WATER FROM 20 TO 28 bar





Equipped with:

- Black synthetic rubber hoses R6, Galvanized steel connections
- Brass 90° swivelling joint, Viton® seals




Article	L. hose	Ø hose	Max pressure	Inlet-Outlet	SX-400
071-2201-300	without hose	-	-	F1/2"-M3/8" BSP	
071-2201-400	without hose	-	-	F1/2"-M1/2" BSP	
071-2202-212	12 m	5/16"	28 bar	F1/2"-M1/4" BSP	
071-2202-218	18 m	5/16"	28 bar	F1/2"-M1/4" BSP	
071-2202-310	10 m	3/8"	28 bar	F1/2"-M3/8" BSP	
071-2202-315	15 m	3/8"	28 bar	F1/2"-M3/8" BSP	
071-2202-410	10 m	1/2"	28 bar	F1/2"-M1/2" BSP	

Article	L. hose	Ø hose	Max pressure	Inlet-Outlet	SX-460
071-2301-300	without hose	-	-	F1/2"-M3/8" BSP	
071-2301-400	without hose	-	-	F1/2"-M1/2" BSP	
071-2302-318	18 m	3/8"	28 bar	F1/2"-M3/8" BSP	
071-2302-320	20 m	3/8"	28 bar	F1/2"-M3/8" BSP	
071-2302-415	15 m	1/2"	28 bar	F1/2"-M1/2" BSP	
071-2302-418	18 m	1/2"	28 bar	F1/2"-M1/2" BSP	

Article	L. hose	Ø hose	Max pressure	Inlet-Outlet	SX-550
071-2401-400	without hose	-	-	F1/2"-M1/2" BSP	
071-2402-500	without hose	-	-	F1"-M3/4" BSP	
071-2402-420	20 m	1/2"	28 bar	F1/2"-M1/2" BSP	
071-2402-425	25 m	1/2"	28 bar	F1/2"-M1/2" BSP	
071-2402-515	15 m	3/4"	21 bar	F1"-M3/4" BSP	

Article	L. hose	Ø hose	Max pressure	Inlet-Outlet	SX-555
071-2502-400	without hose	-	-	F1/2"-M1/2" BSP	
071-2502-500	without hose	-	-	F1"-M3/4" BSP	
071-2502-600	without hose	-	-	F1"-M1" BSP	
071-2502-430	30 m	1/2"	28 bar	F1/2"-M1/2" BSP	
071-2502-520	20 m	3/4"	21 bar	F1"-M3/4" BSP	
071-2502-615	15 m	1"	20 bar	F1"-M1" BSP	

OVERALL DIMENSIONS SWIVELLING VERSION

Mod.	A	B	C	D	E	F	G	H			
SX-400	150	120	168	196	95	460	400	550	13,50<20,50	0,084	1
SX-460	150	120	168	196	95	490	460	575	17,50<24,00	0,094	1
SX-550	200	150	225	270	120	572	550	680	23,00<45,00	0,130	1
SX-555	250	200	225	270	170	572	550	680	27,00<54,00	0,150	1

